

ORDER QUOTE

PAGE 1 OF ____

CUSTOMER # _____ COMPANY _____

PO # _____ DATE ORDERED _____ REQUESTED SHIP DATE _____

SHIP TO (IF DIFFERENT FROM BILLING ADDRESS): _____ SHIP VIA _____

COMPANY/NAME _____

ADDRESS _____ CITY _____ STATE _____ ZIP _____

CUSTOMER CONTACT _____

STANDARD LEAD TIME RUSH (35% UPCHARGE) EXPEDITE (50% UPCHARGE)

SLAB

VALANCE STYLE:

ROMAN SCALLOPED

SERPENTINE SLAB

QTY _____ WIDTH _____ HEIGHT _____

EDGE PROFILE _____ INDICATE SIDES _____

SPECIES _____ SELECT REGULAR

FINISH _____ SHEEN: _____

VALANCE STYLE:

ROMAN SCALLOPED

SERPENTINE RAISED PANEL

QTY _____ WIDTH _____ HEIGHT _____

EDGE PROFILE _____ INDICATE SIDES _____

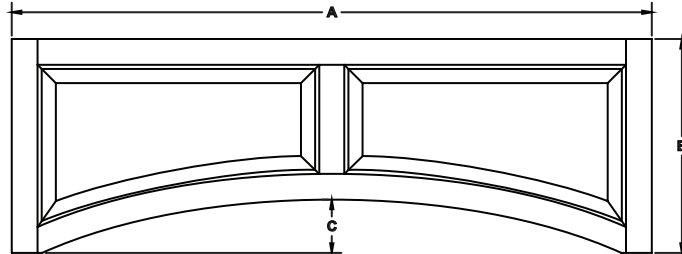
SPECIES _____ SELECT REGULAR

FINISH _____ SHEEN: _____

SPECIAL INSTRUCTIONS _____

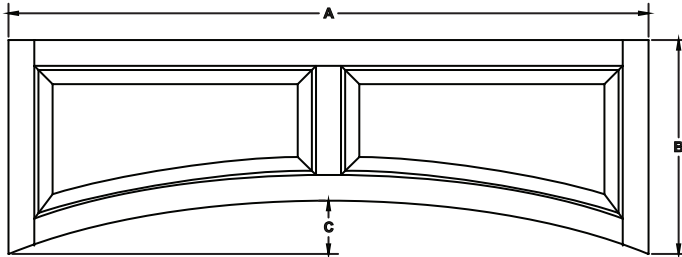
CUSTOMER # _____ COMPANY _____ PO # _____

DESIGN OPTION A

 DOOR STYLE: _____
 PANEL RAISE: _____
 EDGE PROFILE: _____
 FRAMING: _____

SIZES

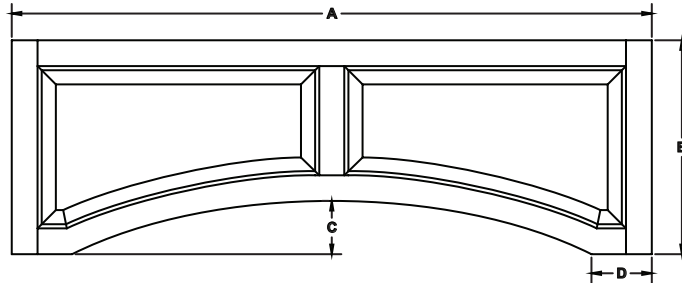
 A: _____
 B: _____
 C: _____
 GRAIN DIRECTION
 ___ VERTICAL
 ___ HORIZONTAL

DESIGN OPTION B

 DOOR STYLE: _____
 PANEL RAISE: _____
 EDGE PROFILE: _____
 FRAMING: _____

SIZES

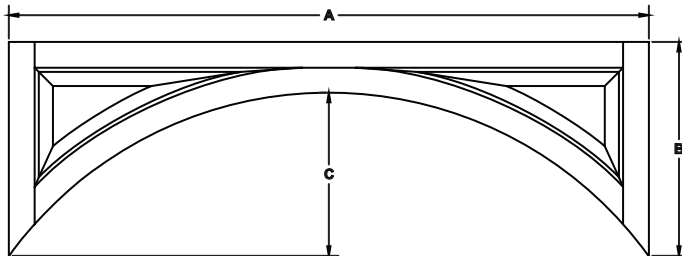
 A: _____
 B: _____
 C: _____
 GRAIN DIRECTION
 ___ VERTICAL
 ___ HORIZONTAL

DESIGN OPTION C

 DOOR STYLE: _____
 PANEL RAISE: _____
 EDGE PROFILE: _____
 FRAMING: _____

SIZES

 A: _____
 B: _____
 C: _____
 GRAIN DIRECTION
 ___ VERTICAL
 ___ HORIZONTAL

DESIGN OPTION E

 DOOR STYLE: _____
 PANEL RAISE: _____
 EDGE PROFILE: _____
 FRAMING: _____

SIZES

 A: _____
 B: _____
 C: _____
 GRAIN DIRECTION
 ___ VERTICAL
 ___ HORIZONTAL